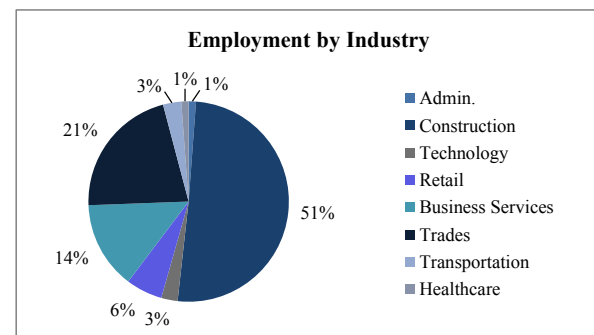
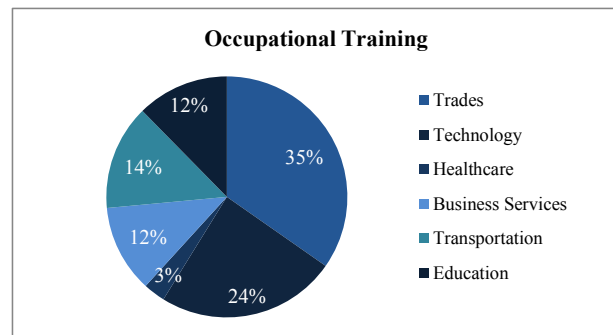
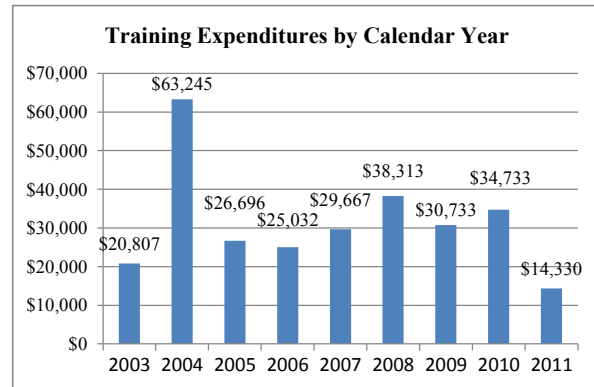
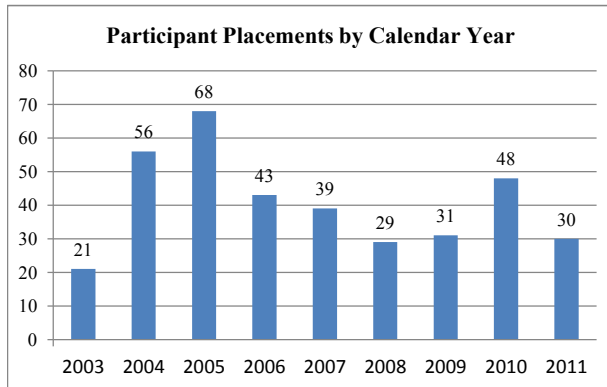


Virginia Serious and Violent Offender Reentry Program
Monthly Report

	Jul-11	Aug-11	Sep-11	Oct-11	Nov-11	Dec-11
Active Caseload	68	68	68	72	70	65
<i>Receiving Placement Services</i>	12	13	14	13	15	14
<i>New Placements</i>	1	4	2	4	4	1
<i>Currently Working</i>	35	38	40	42	38	35
<i>Receiving SSI</i>	7	7	7	7	7	7
<i>Technical Violations</i>	1	1	1	4	2	0
<i>Re-Offended</i>	0	1	0	2	0	0
New enrollments	2	1	1	2	2	3
Returned to program	0	0	0	2	0	0
Upcoming referrals	2	2	1	4	2	2
Exited from Program	1	0	1	0	4	8
Training Expenditures	\$2,860	\$0	\$0	\$2,340	\$0	\$0
Supportive Services Expenditures	\$449	\$1,557	\$1,010	\$2,689	TBD	TBD

Cumulative (since program inception in 2003):	
Enrollment	397
<i>Placements*</i>	365
<i>Exited**</i>	332
<i>Deceased</i>	6
Average Hourly Wage	\$13.55
Insured by Federal Bonding	66
Total Bonding Value	\$355,000
Training Expenditures	\$271,053
Supportive Services Expenditures	\$235,173

*Multiple placements may be made for one participant
 **Exited participants may be returned to program



Sample of Jobs, Salaries, and Employers

Position	Employer	Starting Wage	Current Wage	Length of Employment
Proposal Writer	Century Planning Assoc.	\$65/hr	\$65/hr	15 Months
Sr. System Analyst	Cylab, Inc	\$26/hr	\$26/hr	15 Months
Landscaper	Valley Crest	\$12/hr*	\$12/hr*	5 Months

* Receiving Benefits